



HydroPro[®] Water System Tank

BRHPTANK R2

 **GOULDS**
WATER TECHNOLOGY
a xylem brand



1. Rugged, impact resistant exterior coatings.

Holds up under severe conditions.

2. Tamper proof mechanical-fit air valve.

No heat distortion from brazing. Recessed to prevent damage during shipping.

3. Deep drawn steel shell.

For added structural strength. Maximum working pressure 125 psi. (Except: V45MP & V60MP.)

4. Steel inner shell and insert.

Prevents over expansion of diaphragm for longer life.

5. Heavy Duty Parabolic Diaphragm.

This new diaphragm design has improved diaphragm life by reducing abrasive wear. The diaphragm separates air and water to maintain the tank's air charge. The Butyl rubber diaphragm is an FDA approved material and also meets NSF / ANSI 61 - G standards.

6. Rigid polypropylene liner.

Meets FDA and NSF requirements, providing maximum corrosion protection. Water never touches metal.

7. Patented positive retention system.

Securely fastens diaphragm and liner for years of reliable service.

8. Stainless steel system connection.

For optimal corrosion resistance.

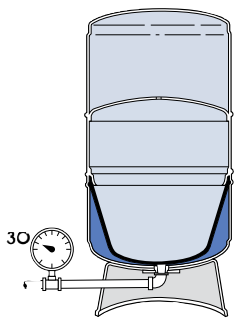
9. Corrosion-proof base.

High density polyethylene is structurally reinforced for added strength. High profile design provides easy access for water hookup.

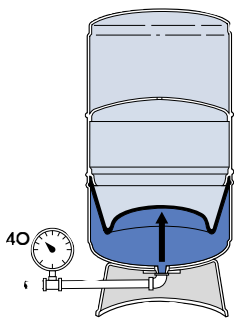
Base extension. *Optional (not shown)*

Increases the height of the inlet/outlet a full 4" for easier installation. Fits any 15" diameter tank, from models V-45 to V-100. Standard on model V-80EX.

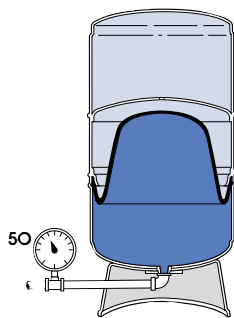
How the HydroPro tank works:



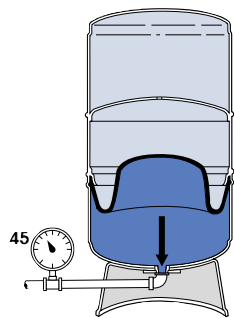
1. Tank is pre-pressurized with air at the factory.



2. As water enters, air above the diaphragm is compressed and the volume is reduced by the same volume that enters.



3. Water enters and pressure rises until the pump cut-out pressure is reached. Pump shuts off on full tank.



4. Pressure in the air chamber forces water into the system on demand, without the pump operating. When pressure drops to the cut-in point, the pump starts.

Consistent Supply... on Demand!

26 Models - 2 to 116 Gallon Capacity

HydroPro tanks provide years of dependable water system storage and delivery service! The efficient design reduces pump on/off cycles, resulting in longer motor and switch life, and reduced power costs. Each tank is factory tested and 100% air and water tight.



They Are Better Together

The most respected name in the water systems business brings you the toughest, most dependable tanks. Tanks with features that give you the best buy in quality water systems. HydroPro tanks qualify for the Goulds Water Technology Dealer Incentive Plan.



Models	Model No.	Total Volume (Gals.)	Drawdown in Gals. at System Operating Pressure Range of			Maximum Drawdown Vol. (Gals.)	Pre-Charge PSI	System Connection	Dimensions		Shipping Weight
			20/40 PSIG	30/50 PSIG	40/60 PSIG				Diameter	Height	
Stand Models	V45	13.9	5.1	4.3	3.7	8.4	38	1" NPTF	15 $\frac{3}{8}$	24 $\frac{1}{2}$	23
	V60	19.9	7.3	6.1	5.3	12.1	38	1" NPTF	15 $\frac{3}{8}$	32 $\frac{3}{8}$	34
	V80	25.9	8.9	7.7	6.7	13.9	38	1" NPTF	15 $\frac{3}{8}$	39 $\frac{1}{2}$	43
	V80EX	25.9	8.9	7.7	6.7	13.9	38	1" NPTF	15 $\frac{3}{8}$	42 $\frac{3}{8}$	43
	V100	31.8	11.8	9.9	8.6	13.8	38	1" NPTF	15 $\frac{3}{8}$	47 $\frac{1}{4}$	52
	V100S	31.8	11.8	9.9	8.6	13.8	38	1" NPTF	22	28	56
	V140	45.2	16.5	13.9	12.1	27.3	38	1 $\frac{1}{4}$ " NPTF	22	36 $\frac{1}{2}$	64
	V200	65.1	23.9	20.0	17.4	39.3	38	1 $\frac{1}{4}$ " NPTF	22	48 $\frac{3}{8}$	89
	V250	83.5	30.9	25.9	22.5	50.8	38	1 $\frac{1}{4}$ " NPTF	26	46	116
	V260	84.9	31.2	26.2	22.8	44.7	38	1 $\frac{1}{4}$ " NPTF	22	60 $\frac{1}{2}$	113
	V350	115.9	42.9	35.9	31.3	70.5	38	1 $\frac{1}{4}$ " NPTF	26	61 $\frac{1}{2}$	161
Mounted Pump Models*	V45MP	13.9	5.1	4.3	3.7	8.4	38	$\frac{3}{4}$ " Pipe	15 $\frac{3}{8}$	25 $\frac{1}{2}$	28
	V60MP	19.9	7.3	6.1	5.3	12.1	38	$\frac{3}{4}$ " Pipe	15 $\frac{3}{8}$	33 $\frac{3}{8}$	40
	V45PST	13.9	5.1	4.3	3.7	8.4	38	$\frac{3}{4}$ " Pipe	15 $\frac{3}{8}$	25 $\frac{1}{2}$	28
	V60PST	19.9	7.3	6.1	5.3	12.1	38	$\frac{3}{4}$ " Pipe	15 $\frac{3}{8}$	33 $\frac{3}{8}$	40
Buried Models	V60B	19.9	7.3	6.1	5.3	12.1	38	1" NPTM	15 $\frac{3}{8}$	28 $\frac{1}{2}$	33
	V140B	45.2	16.5	13.9	12.1	27.3	38	1 $\frac{1}{4}$ " NPTM	22	32 $\frac{3}{4}$	63
In-Line ① Models	V6P	1.9	0.7	0.6	0.5	1.3	38	$\frac{3}{4}$ " NPTM	8 $\frac{1}{4}$	10 $\frac{3}{8}$	7
	V15P	4.9	1.8	1.5	1.4	3.1	38	$\frac{3}{4}$ " NPTM	11	14 $\frac{3}{4}$	11
	V25P	7.3	2.7	2.3	2.1	3.1	38	$\frac{3}{4}$ " NPTM	11	21 $\frac{1}{2}$	16
	V45P	13.9	5.1	4.3	3.7	8.4	38	1" NPTM	15 $\frac{3}{8}$	21 $\frac{1}{2}$	24
Horizontal Models with Bracket	V25H ①	7.3	2.7	2.3	2.1	3.1	38	$\frac{3}{4}$ " NPTM	11	21 $\frac{1}{2}$	20
	V45H	13.9	5.1	4.3	3.7	8.4	38	1" NPTM	15 $\frac{3}{8}$	22 $\frac{3}{4}$	26
	V60H	19.9	7.3	6.1	5.3	12.1	38	1" NPTF	15 $\frac{3}{8}$	33 $\frac{3}{8}$	36

NOTES:

* Compatible with only certain Goulds Water Technology pumps.

P = Pipe mounted EX = With base extension B = Buried
 MP = Mounted pump PST = Pump system tank H = Horizontal with bracket

(All dimensions are in inches and weight in lbs. Do not use for construction purposes.)

① V6P, V15P, V25P and V25H are produced at Charlotte, NC plant after January 2013, resulting in minor dimensional changes.

Shelter tank from corrosive spray, chlorine or groundwater with high salinity. Do Not install tank where it will be subjected to spray from irrigation or landscape sprinkler systems.



Xylem Inc.
 2881 East Bayard Street Ext.
 Seneca Falls, NY 13148
 Phone: (866) 325-4210
 Fax: (888) 322-5877
www.gouldswatertechnology.com

Goulds is a registered trademark of Goulds Pumps, Inc. and is used under license.

© 2012 Xylem Inc. BRHPTANK R2 January 2013